
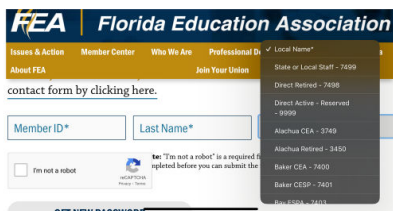




ACCESSING YOUR MEMBER BENEFITS

The Florida Education Association (FEA) has recently released our new look for the FEA website www.feaweb.org.



Scan QR code to go to website to Log-In

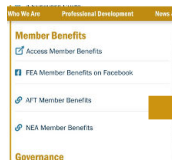
You will no longer need the password sent to you with your card. You can simply click the “create new password” button; enter your member number, last name and select your local union from the dropdown menu.

- You will have 2 options you can put in an email address and a temporary password will be sent to the email you provide, or you can omit from putting an email and a temporary password will display immediately.
- Once the temporary password displays use your mouse cursor to highlight and copy the temporary password; then click the link that takes you back to the login.
- Enter in your 10-digit membership number found on your Access membership card and paste the temporary password you copied. Once you are logged in you can scroll down the profile page and change your password to whatever you wish.
- After changing your password, scroll to the bottom of the profile page to;

Member Benefits



Access Member Benefits



And click the link to start saving!

Don't know your 10-digit Member ID, need help with login, website questions or questions about how to retrieve benefits from the FEAWEB.org site??

Simply email the webmaster@floridaea.org or call (888) 807-8007 ext. 2338